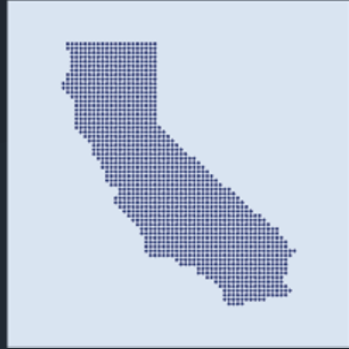


THE



REDISTRICTING COLLABORATIVE

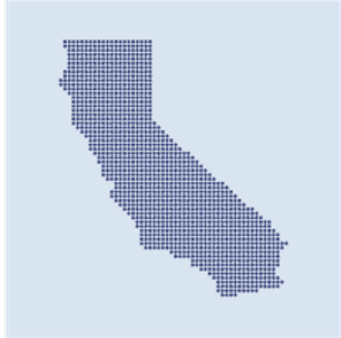
*2022 Redistricting
Second Public
Hearing*

*A Presentation to the
West Basin Municipal Water District
Board of Directors
April 6, 2022*

PROCESS & TIMELINE

- Public Hearings: at least two required by Elections Code § 22000.
 - March 29 and April 6
- Legal deadline for completion: April 17, 2022
- November 2022: First election at which adjusted divisions will be used (for Divisions I, II, and IV).
- November 2024: First election at which adjusted divisions will be used (for Divisions III and V).
 - No councilmember's term cut short (*see* Elec. Code § 22000(e)), but
 - When his or her term ends, an incumbent can only run from the new district in which he or she resides (*see* Elec. Code § 22000(f)).

THE



REDISTRICTING
COLLABORATIVE

LEGAL & POLICY CONSIDERATIONS

Redistricting Rules

Federal Criteria

- Equal Population*
 - Voting Right Act
 - Avoid Racial Gerrymandering
- * Total population deviation <10%

Statutory Criteria

- Topography.
- Geography.
- Cohesiveness, contiguity, integrity, and compactness of territory.
- Community of interest of the divisions.

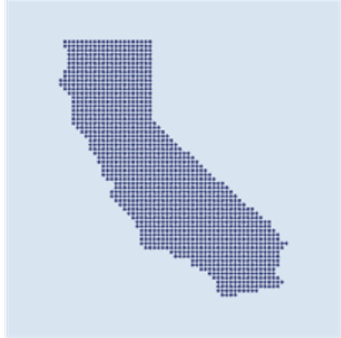
See Elec. Code § 22000(a)

Traditional Criteria

May include:

- Minimize election year changes
- Respect voters' choices
- Preserve cores of existing districts


THE



REDISTRICTING **COLLABORATIVE**

DEMOGRAPHICS OF EXISTING DIVISIONS

Existing Divisions



I



II



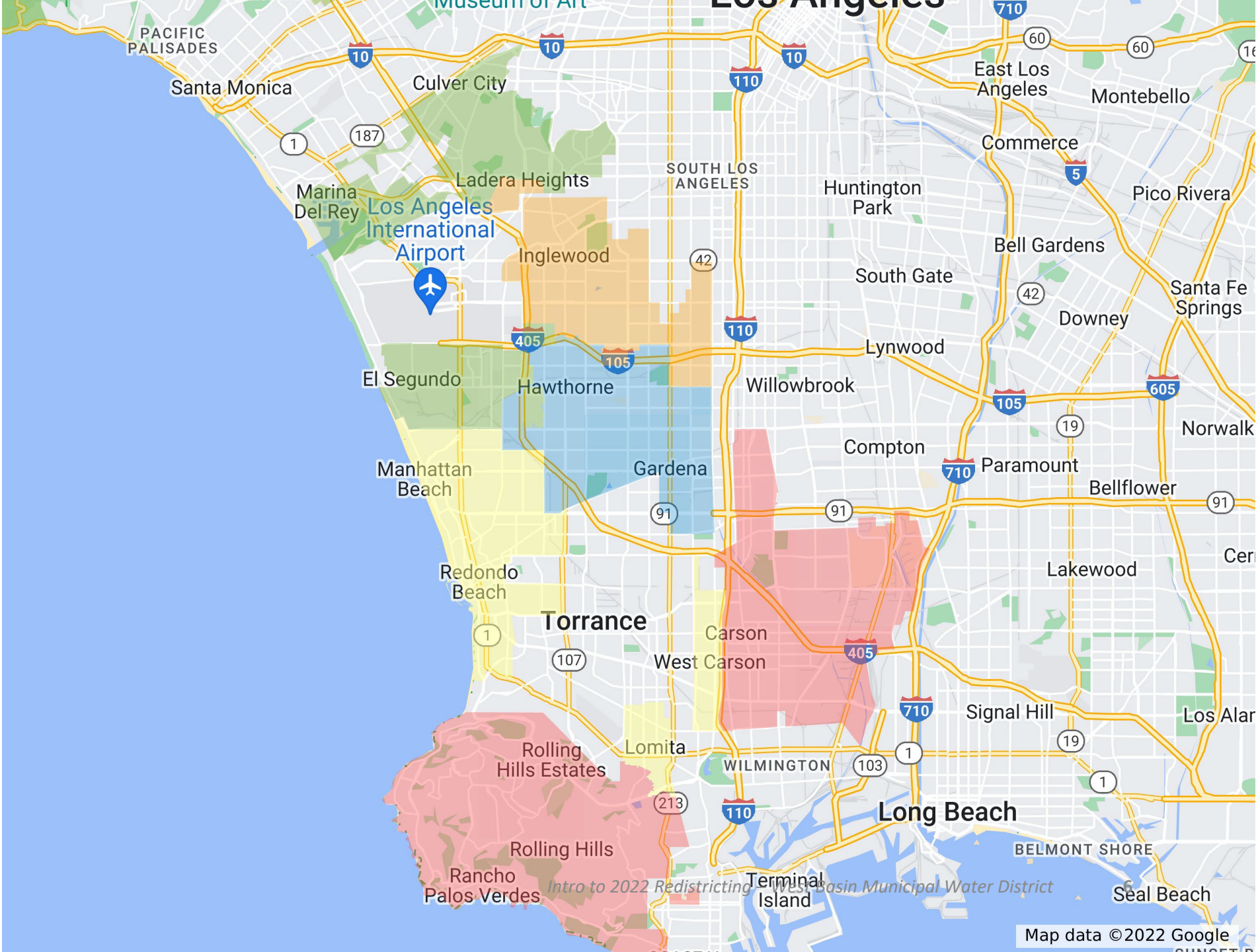
III



IV



V

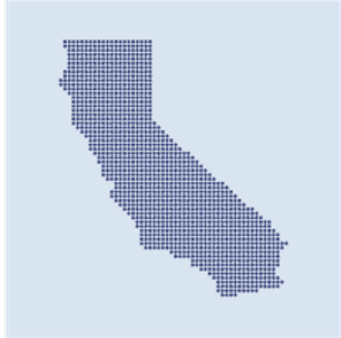


Demographics: Existing Divisions

Division:		I	II	III	IV	V	Total
Total Pop. (2020)		173,509	172,503	184,163	183,002	191,467	904,645
Deviation		-7,420	-8,426	3,234	2,073	10,538	18,964
% Deviation*		-4.10%	-4.66%	1.79%	1.15%	5.82%	10.48%
Citizen Voting Age Population %	Latino %	22.81%	40.08%	15.72%	14.67%	41.65%	25.99%
	NH Black	15.32%	50.95%	4.70%	13.14%	26.09%	20.72%
	NH White	33.61%	5.25%	60.86%	60.07%	14.42%	36.92%
	NH Asian	25.03%	1.71%	17.51%	10.26%	15.64%	14.29%
	NH Indian	0.40%	0.30%	0.52%	0.39%	0.36%	0.40%

* Ideal Population: 180,929 Total Persons


THE



REDISTRICTING
COLLABORATIVE

SUBCOMMITTEE PROPOSAL

Subcommittee Proposal



I



II



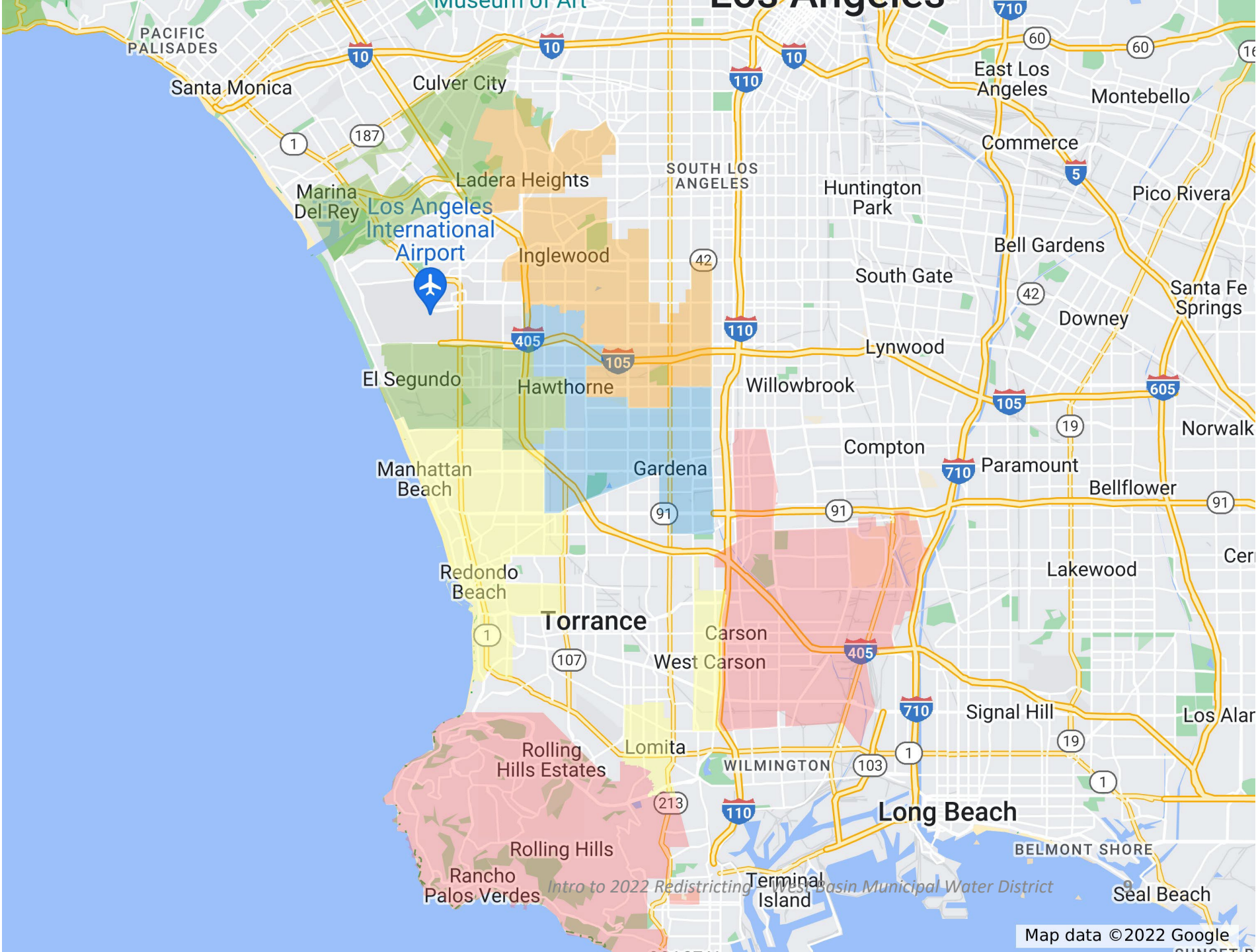
III




IV



V



Subcommittee Proposal Zoom



I



II



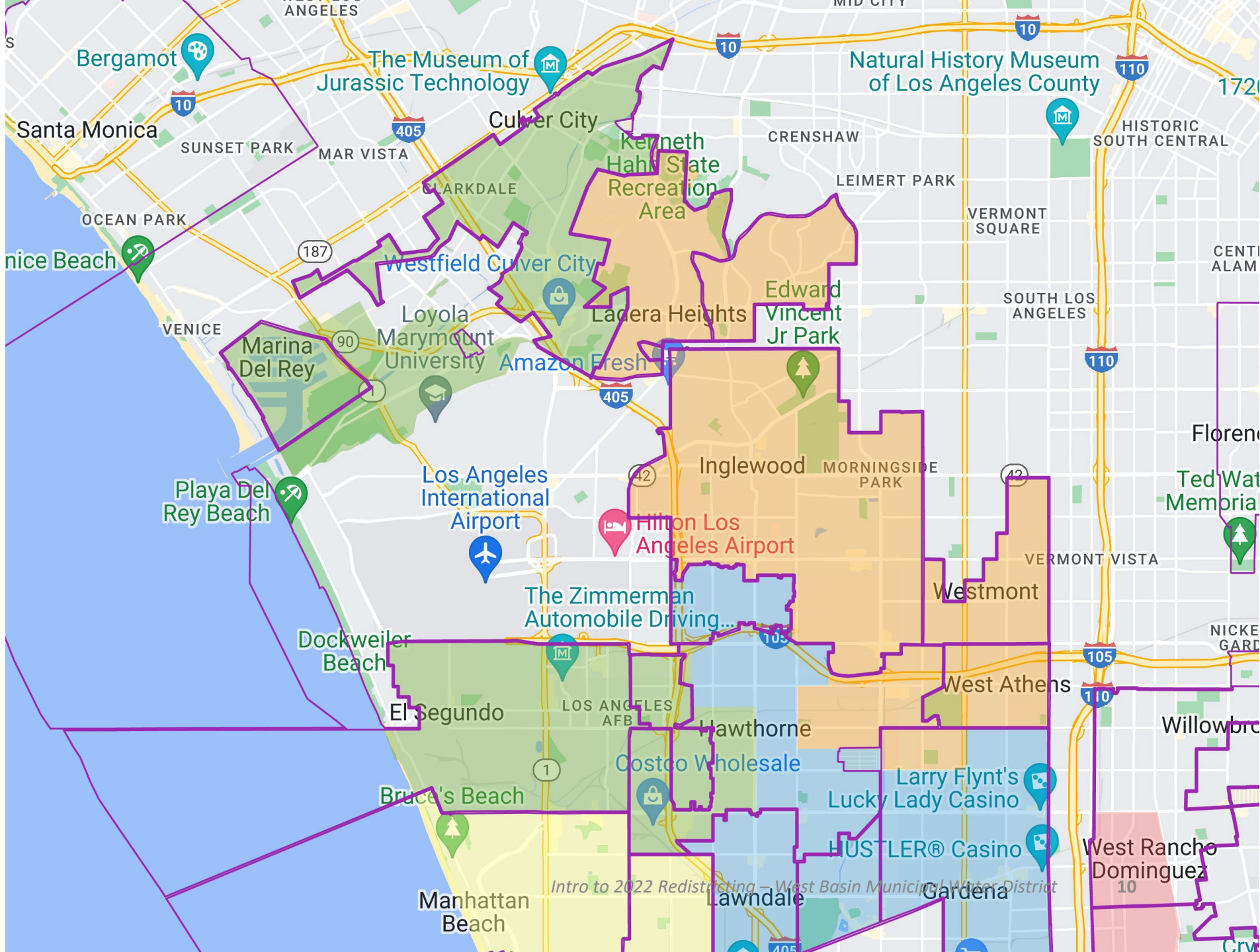
III



IV



V

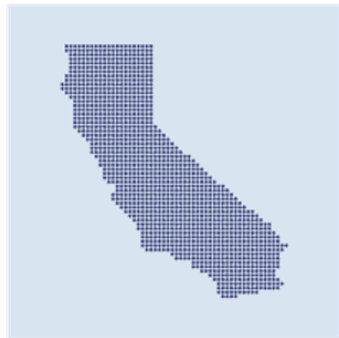


Demographics: Subcommittee Proposal

Division:		I	II	III	IV	V	Total
Total Pop. (2020)		173,509	183,489	184,163	178,008	185,475	904,645
Deviation		-7,420	2,560	3,234	-2,920	4,546	11,966
% Deviation*		-4.10%	1.41%	1.79%	-1.61%	2.51%	6.61%
Citizen Voting Age Population %	Latino %	22.81%	31.66%	15.72%	15.99%	47.90%	25.99%
	NH Black	15.32%	58.12%	4.70%	7.24%	21.65%	20.72%
	NH White	33.61%	5.87%	60.86%	64.05%	12.58%	36.92%
	NH Asian	25.03%	2.06%	17.51%	11.10%	15.71%	14.29%
	NH Indian	22.81%	31.66%	15.72%	15.99%	47.90%	0.40%

* Ideal Population: 180,929 Total Persons

THE



REDISTRICTING
COLLABORATIVE